

STUDENT FEEDBACK ANALYSIS.

3

From student feedback point of view 296 responses were recorded for both 2nd yr. and 3rd yr. students for the session 2024-25. In this context total 56.4% from 2nd year (2023-24) and 43.6% from 3rd yr. (2022-23) feedback analysed simultaneously.

* How much of syllabus was covered in the class?

71.3% of students were send their feedback in favour of 85 to 100%, 13.9% were in favour of 70 to 80% and 9.1% students were in favour of 55 to 69% of syllabus was covered in the class.

* Academic atmosphere in department.

The Academic atmosphere of the Department is excellent for 10.1%, very good for 38.9% and Good for 49% of students for their enhancement of academic career.

* Standard of Teaching.

13.5% of students were viewed in favour of excellent, 45.6% in favour of Very good and 39.2% of students were viewed in favour of good standard of teaching aspect and expectation.

* Student-Teacher Interaction.

33.1% of students were send their feedback in favour of excellent, 37.8% for Very good and 27% in favour of good for Student-Teacher interaction analysis.

* Relevance of syllabus for their future Career.

41.9% of students felt that the syllabus is really so very good for their prospective future whereas 52.4% believed in favour of good.

* Organization of Departmental Seminar,

11.8% of students were satisfied with Departmental Seminar as excellent for them. Whereas 36.1% in favour of very good and 50.3% in favour of good in respect of Organization of Departmental Seminar.

* Academic Atmosphere in the College.

10.8% students felt the Academic atmosphere in the college is excellent for them, very good for 36.5% and Good for 49% of students.

* Helpfulness of College Administration.

9.8% students felt that the helpfulness of college Administration is excellent for them, Very good for 31.1%, good for 49.3% and Poor for 7.1% of students.

* Student-Administration Interaction.

9.1% students were realised the Student Administrative Interaction is excellent for them, 34.1% realised as very good, 46.6% as good and poor for 9.1% of students.

* Library facility.

9.1% of students felt that library facility is excellent for them, 35.2% felt as very good and 49.7% realised library facility is really good for them.

* Hostel facility.

33.4% of students were viewed in favour of Very good and 60.5% viewed good Hostel facilities for students.

* Sports facility.

8.4% of students felt that sports facility is excellent whereas 33.4% viewed as very good and good for 47.6% of students.

* Computer facility (Internet)

18.2% students send their feedback as computer facility for them is very good, good for 41.2% of students and 32.1% of students viewed the Computer facility (Internet etc) is very poor inside the College Campus.

* General Discipline in College.

8.4% satisfied with the general discipline in college in an excellent manner whereas 44.3% in favour of very good and 44.3% students send their feedback as good in relating to general discipline in college.

* Laboratory facility.

7.1% of students felt that the Laboratory facility is excellent whereas 28.7% felt as very good, good for 54.1% and 7.1% of students viewed the Laboratory facility in College in favour of poor.

Recommendations:


1. To increase Computer facility
2. To enhance Laboratory facility.
3. To develop both College Administration and to focus on Student interaction.


Action Plan.

* To develop Student-Computer Ratio with Internet facility through Establishment Section

* Establishment of timeline for implementation

* To encourage College Administration and Student Interaction through Administration Section.


Co-ordinator IQAC
Khunta Degree Mahavidyalaya
Khunta, Mayurbhanj


Principal
Khunta Degree Mahavidyalaya
Khunta, Mayurbhanj

Alumni Feedback Analysis.

7

As a part of our commitment to continuous improvement, we perform an Alumni feedback survey to understand the various suggestive ideas and opinions which is favourable for our students. This report analyse the feedback of various grounds which were received as feedback from our students.

Key Findings :-

* Admission Procedure.

Out of 104 responses 16.3% of alumni students viewed that the admission procedure is excellent for them. On the otherhand 27.9% felt that these procedure is very good for them and rest of 54.8% of Alumni students viewed the admission procedure is good for them.

* Fee Structure

62.5% of Alumni were well pleased with the fee structure whereas 7.7% feedback were in favour of excellent and 10.6% of Alumni suggested that the fee structure is poor in fact

* Faculty.

13.5% responses were in favour of excellent very good for 28% and 51% of Alumni realised towards good responses.

* Training and Placement.

Out of 104 responses 11.5% of Alumni viewed in favour of excellent, 16.3% of Alumni in favour of very good, 59.6% were in favour of good and rest 10.6% Alumni were realised the training and Placement is poor for them.

* Alumni Association.

As per Alumni association point of view 11.5% of Alumni students were in favour of excellent, for very good 23.1% & for good 58.7% Alumni feedback were recorded.

Recommendations.


- * To bring a change in fee structure.
- * Upgrade campus facility

Action plan.

- * Establishment of timeline for implementation.
- * Monitor progression and follow up action.



Co-ordinator IQAC
Khunta Degree Mahavidyalaya
Khunta, Mayurbhanj



Principal
Khunta Degree Mahavidyalaya
Khunta, Mayurbhanj

TEACHER FEEDBACK ANALYSIS.

As a part of our commitment to teaching-excellence, we performed a teacher feedback survey to understand the concerns, suggestions and opinions of our students. This report summarizes the key findings and recommendations based on the analysis of the feedback received.

Key Findings

* Classroom facilities.

Out of 15 responses 33.3% were in favour of very good, 26.7% were in favour of good, 20% viewed as fair and rest of 13.3% responses in favour of poor and mostly suggested towards for better facilities in terms of ICT enable teaching process.

* Experienced with Administrative Staff

26.7% of staff felt that there is an excellent experience with Administrative staff whereas 20% were in favour of good and rest 53.3% of staff were in favour of very good experience with Administrative staff.

* Experience with Evaluation Process.

13.3% of staff were in favour of evaluation process whereas 20% were in favour of good and rest 60% of staff were satisfied in favour of experience with evaluation process.

* Infrastructural Facility.

Out of 15 responses 33.3% were in favour of very good, 40% were in favour of good and 13.3% were in favour of fair.

Recommendations


* To enhance classroom facilities.

* Required more infrastructural facilities.

Action Plan.

* Establishment of timeline for implementation.

* Monitor progression and follow up action.


Co-ordinator IQAC
Khunta Degree Mahavidyalaya
Khunta, Mayurbhanj


Principal
Khunta Degree Mahavidyalaya

EMPLOYER FEEDBACK ANALYSIS

As a part of our Commitment to Continuous improvement, we performed an employee feedback survey to understand the suggestions and opinions of our staff members. This report ~~analyzes~~ analyzes the key findings and recommendations based on the analysis of the feedback received.

Key Findings

* General Communication Skills

40% of employees felt that Communication Channel is very effective, so they were in favour of excellent, 40% also went for very good and other 20% of employees were in favour of good values and to be encouraged for more and more.

* Planning and Organization Skills

Out of 5 responses 20% of employees were go for excellent and good and for only 60% of employee felt that the planning and organizational skills were very good for expectations point of view and suggest for additional physical and academic facilities.

* Open to New ideas and techniques

Out of five responses 20% of members were satisfied with the excellent figure where as 40% staff members were satisfied with the availability of resources and rest 80% believed in favour of both good and very good positive responses and suggest to increase mentorship programme.


* Technology and Equipment application at Workplace
40% of employee were in favour of excellent and rest 60% responses resulted with good, fair and very good at the rate 20% of each.

Recommendations

- * To enhance Communication skills
- * To provide additional physical and academic facilities.
- * Increase student mentorship programme.

* Action plan

- Assigning task to different departments
- Establishment of timeline for implementation
- Regular progression and follow up actions.


Co-ordinator IQAC
Khunta Degree Mahavidyalaya
Khunta, Mayurbhanj


Principal
Khunta Degree Mahavidyalaya
Khunta, Mayurbhanj